



Vidya Prasarak Mandal, Mulund (E)

R Z Shah College of Arts, Science and Commerce

Established in 2003 - Affiliated to University of Mumbai

Mithagar Road, Mulund East, Mumbai - 81 | www.vpmrzshahcollege.edu.in
Accredited by NAAC Grade "A"



VPM/CASC/NOTICE/2023-24

Date: 20/01/2024

Notice

MARCH/ APRIL, 2024 ATKT EXAM. FORM

- Students can fill the ATKT examination forms for the Semester **I, II, III and IV** by visiting <http://cimsstudent.mastersofterp.in> (Steps in detail are shown at the end)
- **SEPARATE FORM HAS TO BE FILLED FOR EACH SEMESTER.**
- **SEPARATE FEE PAYMENT HAS TO BE DONE FOR EACH SEMESTER.**
- Preserve the screenshot or PDF file of payment receipt.
- Students having ATKT in respective Sem. should pay the fees as per the fee chart shown below.
- **Use only the online payment link to pay the fees.**
- In case of any issue contact Mrs. Aparna S. in Examination Room on 1st Floor.
(Between 9.30 am to 1.00 pm) working days only.

Exam Fee Details

- Students are required to count their number of ATKT subjects for each semester and make payment accordingly.

SR. NO.	NUMBERS OF ATKT PER SEMESTER	EXAM FEE TO BE PAID		EXAM FEE WITH LATE FEE		EXAM FEE WITH SUPER LATE FEE	
		FROM	TO	FROM	TO	FROM	TO
		24/01/24	03/02/24	06/02/24	09/02/24	12/02/24	15/02/24
1	ONE SUBJECT	357/-		457/-		857/-	
2	TWO SUBJECTS	624/-		724/-		1124/-	
3	MORE THAN TWO SUBJECTS	1295/-		1395/-		1795/-	

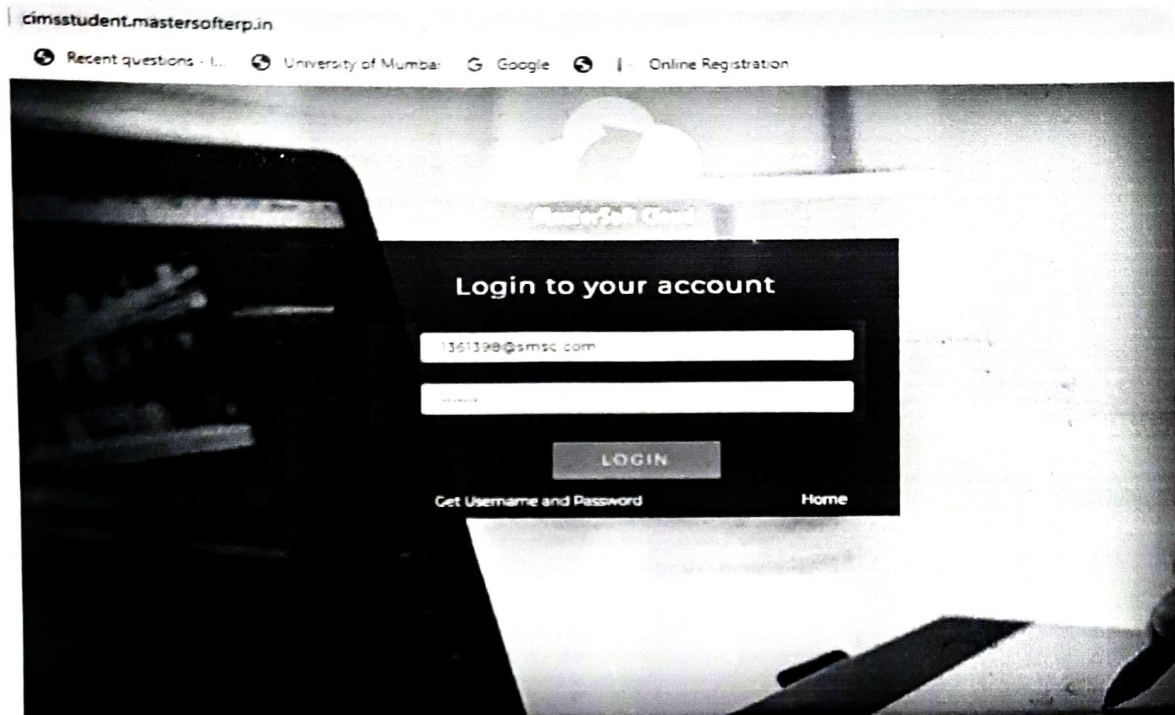
Dr. Om Dewani
Convenor, Exam Committee



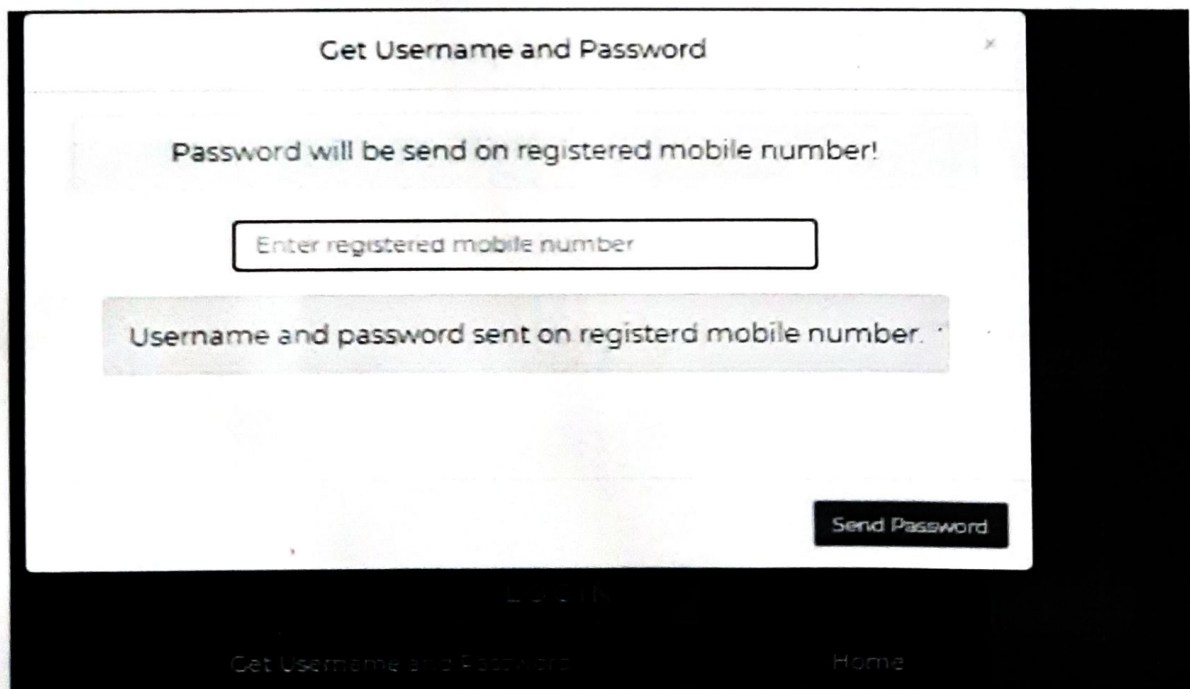
Dr. Barkha Shamnani
I/C Principal

➤ Steps to fill the March/ April,2024 ATKT form are given below
Guidelines for ATKT Online Application.

Step 1: Please go to <http://cimsstudent.mastersofterp.in/>



Step 2: Please click on **Get username and password** and enter your registered **mobile number** and if mobile no is not registered than contact admin office. You will get an SMS stating your username and password.



Step 3: Please login with your credentials and you will see your user profile.

BHAVAN'S COLLEGE Log Out

Session: 2020/2021

- Dashboard
- Profile
- Attendance
- ILL / L Learning
- Student Section
- Examination
- Fees Receipt
- Feedback
- Online Registration

Semester Wise Result

Percentage

1.0
0.5
0.0
-0.5
-1.0

No Data

Year/Semester

Semester Wise Attendance

Percentage

1.0
0.5
0.0
-0.5
-1.0

No Data

Year/Semester

Important Notice

- Fees Reminder -No balance fees!
- TEST TEST
- Event Notification 'All about Banking Exams' has begun! Join NOW!
Joining Link : Join Zoom Meeting <https://us02web.zoom.us/j/78428257357>
pwd=NOgrL1JVRXUyM3VmbTVaZ1E1c3IzQT09 Meeting ID: 784 282 5735
Passcode: mastersoft Certificates will be shared in 7 days, please fill in the feedback link shared during the session for the same. Regards, Team MasterSoft.
- test test

Step 4: Go to Examination Section in the Menu and go to apply for exam subject

● Apply For Exam Subject

Course * FYBCOM SEM 1

Exam Session * ATKT DEC 2020

Apply For Subject Pay Now Cancel

Subject List

	SUBJECT NAME	SUBJECT TYPE	SUBJECT PATTERN
<input type="checkbox"/>	ACCOUNTANCY AND FINANCIAL MANAGEMENT	THEORY	EXTERNAL
<input type="checkbox"/>	COMMERCE-I	THEORY	EXTERNAL
<input type="checkbox"/>	BUSINESS ECONOMICS-I	THEORY	EXTERNAL
<input type="checkbox"/>	ENVIROMENTAL STUDIES	THEORY	EXTERNAL
<input type="checkbox"/>	MATHEMATICS AND STATISTICAL TECHNIQUES	THEORY	EXTERNAL

Applied Subject List

SUBJECT NAME	SUBJECT TYPE	SUBJECT PATTERN	APPLIED DATE
No records available!			

Activate Windows
Go to Settings to activate Windows.

Step 5: Select Course and Exam Session. Backlog Subject for that Semester will List down and select the Subjects for which you want to apply and Click on Submit to Apply.


Once Applied then click on **PAY NOW** button to the necessary Payment.

Step 6: After clicking on **PAY NOW** button you will be redirected to **Feepayr.com** Select the institute type as **college** and enter the registered mobilenumbar and click on **send OTP**.

Step 7: You will see amount which is to be paid for each semester. Click on **Pay Now** Tab.

ACTION	FEES TYPE	COURSE	TOTAL BALANCE	CURRENT APPLICABLE	DUE DATE
<input checked="" type="checkbox"/>	Other/misc Fee	SYBCOM SEM 1	1000	1000.00	NA
TOTAL PAYABLE				1000.00	

Step 8: Finally, click on Proceed to Payment and you will be redirected to Payment Gateway portal

feepayr  Pay Fees Anytime, Anywhere

SHANU'S COLLEGE

My Information

Student Id

Pay Fees Online Payment Attempt History

FEES TYPE	FEES
Other/Misc Fee	1000

How much you want to pay?

1000

Balance Fees

0

Proceed to Payment

Note: Please wait for 24 hours to do next payment!

Note: For any payment transaction related issues, please contact the College/School authorities. You can refer to your College/School website for further information.

Bhavan's College

GO BACK

Bhavan's College Order

Transaction ID: 1216414

Amount to be paid

₹1,000

Inclusive of Convenience Charge + GST

PAY INSTANTLY USING QR CODE

Scan QR code using Paytm or your preferred UPI app

PAYTM | UPI

For the best experience, scan the QR using the latest version of the Paytm App
Information regarding Convenience Fee will not be displayed in older versions of the app (8.6.0 or below)

Click to enlarge

SELECT AN OPTION TO PAY

Paytm

Pay easily using your saved payment methods
Mobile number registered with Paytm

Active
Go to 5

Note: -

1. You can apply for **multiple semesters** by selecting semester in the drop down and clicking on submit and doing the payment for the same.
2. Payment needs to be **done separately** for all semester and every semester form needs to be **submitted separately**.
3. Payment for each semester will be **different** for as per subject count wise

THANK YOU